





District Health Assessment for Multiple District 13 through February 2025

		Clubs							Membership							Member Strength		Cancellation		Reports			Finance	Leadership			
District Name	Status/ Number of Months in Status *	Active Clubs	Clubs in Status Quo	Total Clubs	% Status Quo Clubs in Financial Suspension	New Clubs	Cancelled Clubs	YTD Net Club Gain/Loss	Current Members In Active Clubs	Current Members In Status Quo Clubs	Current Total Members Count	YTD Add	YTD Drop	YTD NetGrowth (includes Active and Status Quo)	YTD NetGrowth% (includes Active and Status Quo)	Member Count 12 Months Ago	Average Member Count Per Club	% of Clubs with less than 20 members	Average Cancelled Club Age	Members Lost Due to Cancelled Clubs	% of Clubs Reporting Service	% No MMR in 3 Months	% No Officer Report in 12 months	% of Clubs with balance 90+ days	Number of Zone Chairs Recorded	Number of Region Chairs Recorded	District Officers Vacancies **
13 OH1		49	0	49	0%	0	0	0	1357	0	1357	67	112	-45	-3.21%	0	28	45%	0	0	100%	59%	0%	0%	9	3	
13 OH2		53	0	53	0%	0	0	0	1627	0	1627	84	93	-9	-0.55%	0	31	32%	0	0	79%	40%	2%	4%	6	2	
13 OH3		49	0	49	0%	0	1	-1	1319	0	1319	64	107	-43	-3.16%	0	27	45%	80	0	100%	45%	0%	0%	8	2	
13 OH4		48	0	48	0%	0	2	-2	1256	0	1256	74	109	-35	-2.71%	0	26	42%	87	22	96%	42%	8%	0%	8	0	
13 OH5		49	0	49	0%	0	1	-1	1259	0	1259	86	103	-17	-1.33%	0	26	41%	25	0	100%	35%	0%	2%	7	2	
13 OH6		53	0	53	0%	1	1	0	1427	0	1427	109	108	1	0.07%	0	27	43%	51	0	100%	53%	0%	0%	7	2	
13 OH7	T(24)	46	0	46	0%	0	3	-3	1157	0	1157	69	104	-35	-2.94%	0	25	48%	43	28	96%	37%	0%	2%	7	2	
		347	0	347	0%	1	8	-7	9402	0	9402	553	736	-183	-1.91%	0	27	42%	57	50	96%	44%	1%	1%	52	13	




District Health Assessment for Multiple District 14 through February 2025

		Clubs							Membership							Member Strength		Cancellation		Reports			Finance	Leadership			
District Name	Status/ Number of Months in Status *	Active Clubs	Clubs in Status Quo	Total Clubs	% Status Quo Clubs in Financial Suspension	New Clubs	Cancelled Clubs	YTD Net Club Gain/ Loss	Current Members In Active Clubs	Current Members In Status Quo Clubs	Current Total Members Count	YTD Add	YTD Drop	YTD NetGrowth (includes Active and Status Quo)	YTD NetGrowth% (includes Active and Status Quo)	Member Count 12 Months Ago	Average Member Count Per Club	% of Clubs with less than 20 members	Average Cancelled Club Age	Members Lost Due to Cancelled Clubs	% of Clubs Reporting Service	% No MMR in 3 Months	% No Officer Report in 12 months	% of Clubs with balance 90+ days	Number of Zone Chairs Recorded	Number of Region Chairs Recorded	District Officers Vacancies **
14 A	T(5)	51	0	51	0%	0	0	0	1237	0	1237	68	87	-19	-1.51%	0	24	47%	0	0	31%	41%	2%	0%	11	0	
14 B	T(24)	27	0	27	0%	0	3	-3	579	0	579	25	82	-57	-8.96%	0	21	52%	70	49	63%	56%	0%	0%	4	0	2nd VDG,GMT
14 C	T(24)	43	0	43	0%	0	1	-1	1171	0	1171	78	67	11	0.95%	0	27	35%	86	17	74%	49%	0%	0%	7	0	
14 D	T(24)	42	0	42	0%	1	0	1	1201	0	1201	118	93	25	2.13%	0	29	38%	0	0	88%	45%	14%	0%	10	0	1st VDG
14 E	T(24)	28	0	28	0%	0	0	0	686	0	686	21	17	4	0.59%	0	25	39%	0	0	54%	64%	0%	0%	4	0	1st VDG,2nd VDG
14 F	T(24)	35	0	35	0%	0	1	-1	904	0	905	34	74	-40	-4.23%	0	26	37%	59	11	66%	51%	0%	0%	7	0	2nd VDG
14 G		54	0	54	0%	0	1	-1	1489	0	1489	91	78	13	0.88%	0	28	41%	71	7	76%	39%	0%	0%	12	0	
14 H	T(24)	26	0	26	0%	0	1	-1	626	0	626	33	49	-16	-2.49%	0	24	50%	81	9	19%	54%	12%	4%	0	0	2nd VDG
14 J	T(24)	26	0	26	0%	0	1	-1	695	0	695	51	65	-14	-1.97%	0	27	50%	73	14	23%	38%	0%	0%	7	0	1st VDG,2nd VDG
14 K	T(24)	28	0	28	0%	0	0	0	728	0	728	39	41	-2	-0.27%	0	26	43%	0	0	71%	50%	7%	4%	4	0	1st VDG
14 L	T(24)	35	0	35	0%	0	3	-3	786	0	786	36	82	-46	-5.53%	0	22	46%	50	48	49%	49%	6%	0%	0	0	GLT,GMT,GST
14 M	T(24)	41	0	41	0%	1	0	1	996	0	996	66	83	-17	-1.68%	0	24	41%	0	0	46%	54%	0%	0%	7	1	1st VDG,2nd VDG
14 N	T(24)	37	0	37	0%	0	0	0	935	0	935	62	54	8	0.86%	0	25	43%	0	0	49%	43%	0%	0%	9	0	2nd VDG
14 P	T(24)	33	0	33	0%	0	1	-1	886	0	886	75	78	-3	-0.34%	0	27	30%	80	11	91%	36%	3%	3%	8	1	
14 T	T(24)	36	0	36	0%	0	1	-1	1130	0	1130	36	69	-33	-2.84%	0	31	19%	6	6	61%	44%	0%	3%	6	0	
14 U	T(24)	26	0	26	0%	0	0	0	829	0	829	50	57	-7	-0.84%	0	32	27%	0	0	62%	38%	8%	0%	6	0	




District Health Assessment for Multiple District 14 through February 2025

		Clubs							Membership							Member Strength		Cancellation		Reports			Finance	Leadership			
District Name	Status/ Number of Months in Status *	Active Clubs	Clubs in Status Quo	Total Clubs	% Status Quo in Financial Suspension	New Clubs	Cancelled Clubs	YTD Net Club Gain/Loss	Current Members In Active Clubs	Current Members In Status Quo Clubs	Current Total Members Count	YTD Add	YTD Drop	YTD NetGrowth (includes Active and Status Quo)	YTD NetGrowth% (includes Active and Status Quo)	Member Count 12 Months Ago	Average Member Count Per Club	% of Clubs with less than 20 members	Average Cancelled Club Age	Members Lost Due to Cancelled Clubs	% of Clubs Reporting Service	% No MMR in 3 Months	% No Officer Report in 12 months	% of Clubs with balance 90+ days	Number of Zone Chairs Recorded	Number of Region Chairs Recorded	District Officers Vacancies **
14 W	T(24)	25	0	25	0%	0	0	0	573	0	573	37	33	4	0.70%	0	23	56%	0	0	56%	40%	0%	12%	6	0	
		593	0	593	0%	2	13	-11	15451	0	15452	920	1109	-189	-1.21%	0	26	40%	63	172	59%	46%	3%	1%	108	2	




District Health Assessment for Multiple District 24 through February 2025

		Clubs							Membership							Member Strength		Cancellation		Reports			Finance	Leadership			
District Name	Status/ Number of Months in Status *	Active Clubs	Clubs in Status Quo	Total Clubs	% Status Quo Clubs in Financial Suspension	New Clubs	Cancelled Clubs	YTD Net Club Gain/Loss	Current Members In Active Clubs	Current Members In Status Quo Clubs	Current Total Members Count	YTD Add	YTD Drop	YTD NetGrowth (includes Active and Status Quo)	YTD NetGrowth% (includes Active and Status Quo)	Member Count 12 Months Ago	Average Member Count Per Club	% of Clubs with less than 20 members	Average Cancelled Club Age	Members Lost Due to Cancelled Clubs	% of Clubs Reporting Service	% No MMR in 3 Months	% No Officer Report in 12 months	% of Clubs with balance 90+ days	Number of Zone Chairs Recorded	Number of Region Chairs Recorded	District Officers Vacancies **
24 C	T(11)	50	0	50	0%	0	1	-1	1225	0	1225	69	110	-41	-3.24%	0	25	46%	72	0	68%	44%	0%	4%	15	0	
24 I		81	0	81	0%	0	1	-1	1613	0	1613	86	171	-85	-5.01%	0	20	68%	77	21	89%	51%	5%	0%	8	5	
24 L		79	1	80	0%	0	0	0	2194	7	2201	142	140	2	0.09%	0	28	48%	0	0	59%	50%	0%	1%	14	5	
		210	1	211	0%	0	2	-2	5032	7	5039	297	421	-124	-2.40%	0	24	55%	75	21	73%	49%	2%	1%	37	10	



District Health Assessment for Multiple District 29 through February 2025

		Clubs							Membership							Member Strength		Cancellation		Reports			Finance	Leadership			
District Name	Status/ Number of Months in Status *	Active Clubs	Clubs in Status Quo	Total Clubs	% Status Quo Clubs in Financial Suspension	New Clubs	Cancelled Clubs	YTD Net Club Gain/Loss	Current Members In Active Clubs	Current Members In Status Quo Clubs	Current Total Members Count	YTD Add	YTD Drop	YTD NetGrowth (includes Active and Status Quo)	YTD NetGrowth% (includes Active and Status Quo)	Member Count 12 Months Ago	Average Member Count Per Club	% of Clubs with less than 20 members	Average Cancelled Club Age	Members Lost Due to Cancelled Clubs	% of Clubs Reporting Service	% No MMR in 3 Months	% No Officer Report in 12 months	% of Clubs with balance 90+ days	Number of Zone Chairs Recorded	Number of Region Chairs Recorded	District Officers Vacancies **
29 L	T(24)	45	0	45	0%	0	1	-1	919	0	928	52	109	-57	-5.79%	0	20	56%	95	14	42%	49%	2%	0%	7	0	
29 C	T(24)	45	0	45	0%	0	3	-3	861	0	861	44	80	-36	-4.01%	0	19	56%	76	41	31%	62%	13%	4%	5	1	1st VDG,2nd VDG,GLT,GMT ,GST
29 I		54	0	54	0%	0	1	-1	1384	0	1384	39	92	-53	-3.69%	0	26	43%	6	14	61%	56%	11%	2%	8	0	2nd VDG
		144	0	144	0%	0	5	-5	3164	0	3173	135	281	-146	-4.40%	0	22	51%	66	69	46%	56%	9%	2%	20	1	

* - District Status: P - Provisional, T - Transitional.
** - District Officers Vacancies: DG - District Governor, 1st VDG - First Vice District Governor, 2nd VDG - Second Vice District Governor.